


BLOCK OF THE MONTH

Dutchman's puzzle

Since March is St. Patrick's Day, our block of the month will be done in green colors. Make as many as you like. For each one you make you will add your name to the drawing. Please pre-wash your fabric and use quality fabric.



Fabric

Dark Green -color 1- one geese square -7 1/4 inch

Med or light green-color 2- one geese square 7 1/4 inch

Off white -color 3-cut 8- 3 7/8 inch square for the background of sky

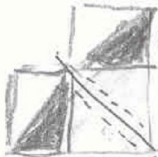
Make flying geese as presented at the workshop in January. You will have four flying geese one color combination which makes four 6 1/2 by 3 1/2 size geese. And you will have a second set of four flying geese with another color combination. You will now have 8 flying geese.

1. Take dark flying geese fabric and 2 background sq. Place them of opposite ends of the dark fabric, right sides together. Draw a line down the middle for cutting line. Sew 1/4 of an inch away from both sides of the drawn line.

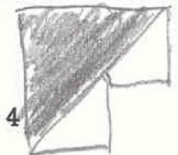
2. Cut along the drawn diagonal line.



3. Press light triangles away from geese fabric. You have a shape like a heart.



4. Take a third light square and place in the corner. Sew 1/4 inch from both sides of the diagonal line. Cut the geese down the drawn line. You now have 4 geese. Repeat with fabric 2 and 3.



5. To piece the block together, sew one dark geese to a medium geese to make a 6 1/2 inch rectangle with a medium geese pointing to a dark.. You will have 4 pairs. Sew the rectangles together as shown. You will now piece two rows together to complete the block.

